



ARISE Detroit!

State of the Neighborhoods Survey

Has your neighborhood gotten better or worse over the past two years?



GETTING BETTER
43%

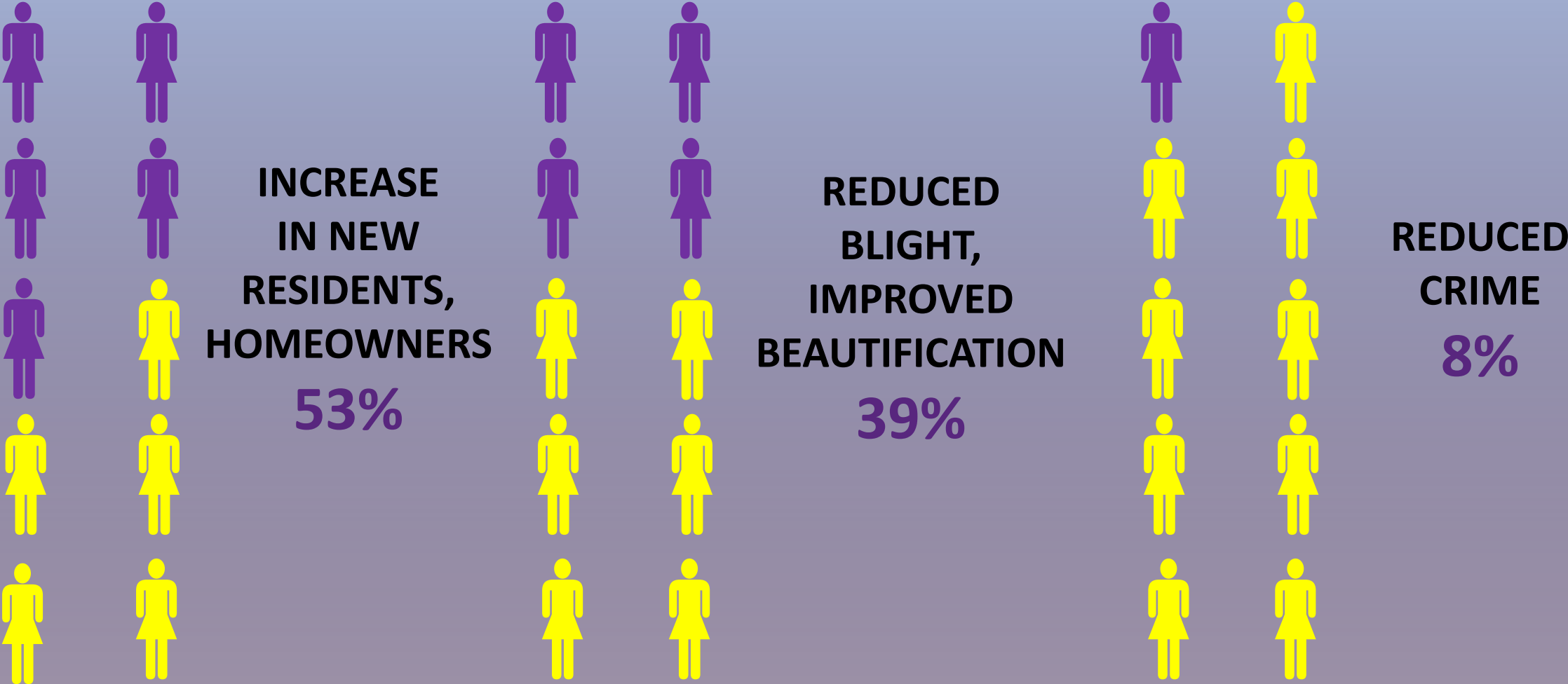


GETTING WORSE
17%



ABOUT THE SAME
8%

In what areas have you seen neighborhood improvements?



In what way has your neighborhood gotten worse?




INCREASED BLIGHT
14%




INCREASED CRIME
9%


Have you seen signs of new investment in your neighborhood, or other neighborhoods around the city, such as new businesses restaurants, housing, etc.?



Do you view gentrification, the pricing out or pushing residents out of neighborhoods, as a major problem in your neighborhood as it relates to efforts to revitalize Detroit?



YES
56%



NO
32%

In what areas have you seen the impact of gentrification?




Are local media doing an effective job of reflecting the challenges, as well as the triumphs, of life in the neighborhoods?

YES 26%

NO 72%



A group of children are playing on a colorful bounce house with red, yellow, and blue sections. The children are wearing casual clothing like t-shirts and shorts. One child in the foreground is wearing a black t-shirt with a red graphic that says "NO OFF BUTTON".

**Are you actively engaged on
some level in making positive
change in your neighborhood?**

YES 85%

NO 14%

When it comes to neighborhood revitalization and improving the quality of life in the neighborhoods, which groups are playing the most important role? Please rank in order of importance with 7 representing the most important. (scoring reflects average)

- **BLOCK CLUBS, NEIGHBORHOOD ASSOCIATIONS, RESIDENTS 4.8**
 - **CITY ADMINISTRATION, ELECTED OFFICIALS: 4.4**
 - **BUSINESSES AND CORPORATIONS: 4.1**
 - **FOUNDATIONS, PHILANTHROPY: 4.0**
 - **CHURCHES: 3.9**
 - **STATE GOVERNMENT: 3.5**
 - **FEDERAL GOVERNMENT: 3.3**

A man with a beard, wearing a green tank top, is working on a tree branch. He is using a tool to cut or trim the branch. The background shows a park-like setting with trees and a fence. A semi-transparent blue box is overlaid on the image, containing text.

Are you aware of new jobs, job training programs and other efforts by city officials, corporate community and others have established to create greater economic opportunity for city resident?

YES 60%

NO 34%



How are you involved in your community?

- BLOCK CLUB/COMM. ASSOCIATION: 77%
- VOLUNTEER PROGRAMS: 48%
- CHURCH PROGRAMS: 30%
- YOUTH PROGRAMS: 28%

What is the key to attracting more residents to live in the city of Detroit?

- REDUCED CRIME: 20%
- REDUCED AUTO INSURANCE: 19%
- IMPROVED PUBLIC SCHOOLS: 19%
- INCREASED ECONOMIC OPPORTUNITY: 14%
- REDUCED PROPERTY TAXES: 4%



What are the greatest barriers to increased neighborhood revitalization?

- CRIME: 54%
- UNDERPERFORMING SCHOOLS: 54%
- POVERTY: 54%
- LACK OF ECONOMIC OPPORTUNITY: 52%
- ILLITERACY: 27%



Are you confident that city officials, foundations and the business community have gotten the message that city revitalization efforts must be inclusive and extend to neighborhood residents?

YES 30%

No 70%



Are you hopeful about the future of your neighborhood and the City of Detroit?

YES 88%

NO 12%